

83rd FIP World Congress of Pharmacy and Pharmaceutical Sciences

Copenhagen, Denmark

31 August - 3 September 2025

CONGRESS THEME

Pharmacy forward:
Performance, collaboration, and
health transformation



EXHIBITOR TECHNICAL MANUAL



COPENHAGEN 2025
FIP WORLD CONGRESS
31 August - 3 September



copenhagen2025.fip.org



PRACTICAL INFORMATION

- LOCATION AND ACCESS.....3
- BUILDING SPECIFICATIONS AND ACCESS.....5
- DELIVERY ACCESS AND PARKING.....9
- OPENING TIMES (SET-UP, OPENING, DISMANTLING).....9
- BOOTH DESCRIPTION.....10
- DESCRIPTION OF SERVICES PROVIDED.....10
- WORKING PERMIT.....10
- INTERNET ACCESS.....10



LOCATION AND ACCESS

ALL INFO

Visit our website: <https://copenhagen2025.fip.org/>

DATE

31 August – 3 September 2025

CITY / COUNTRY

Copenhagen, Denmark

VENUE

Bella Center Copenhagen
Center Boulevard 9 – Entrance 4
Martha Christensens Vej 8,
2300 Copenhagen S
Denmark

Bella Center Copenhagen features a central location in the heart of Ørestad with its own Metro station. Bella Center Copenhagen is just 6 kilometers away from Copenhagen Airport and 8 kilometers away from Copenhagen city centre.

[Detailed address description.](#)



CAR AND PARKING OPTIONS

- **Car and parking:** There is a motorway right to the front door from Denmark and Sweden. Follow the “Airport Motorway”, E20. The exit to Center Boulevard is number 19 and is called “Ørestad” with “Bella Center” listed below.
- **Parking:** 24h paid parking administered by APCOA - area code 3994 - [EasyPark](#) - area code 39940


Full information [HERE](#).





PUBLIC TRANSPORTATION

- **Metro:** If you take the metro, the center of Copenhagen is just a few minutes away. The Metro line M1 runs between Vanløse and Vestamager. The 'Bella Center' metro station is a short walk from the venue. Further information on <https://intl.m.dk>.
- **Bus:** Bus timetables can be found on the transport company [DOT's website](#). You can also use the website [Rejseplanen](#) to plan your trip with public transport.
- **Train:** If you plan on travelling by train, Bella Center is only 10-15 min by taxi from Copenhagen Central Station. To get to and from Copenhagen Central Station, you can also take the bus line 30, which takes 20-25 minutes. All regional trains also stop at Ørestad Station, where you can transfer to the metro to get to Bella Center Copenhagen. Note that Intercity Trains DO NOT currently stop at Ørestad Station. Information and reservations via [DSB](#).
- **Aircraft and airport:** Bella Center Copenhagen is just a 10 minute taxi drive from Copenhagen Airport (estimated price: DKK 150-200), which offers a wide range of international and domestic flights every day. Regional trains also run from the airport to Ørestad Station. Further information via [Copenhagen Airport](#) or [SAS](#).
- **Taxi:** A [taxi](#) from Bella Center to the city centre costs about DKK 200. A taxi from Bella Center Copenhagen to Copenhagen Airport costs about DKK 150-200.
- **Shuttle bus rental:** It is possible to hire a shuttle for leisure groups and business events clientele, when it is not used as a shuttle bus. [Click here for additional info](#). For enquiries regarding availability and prices, please contact the Shuttle Team on Tel.: (+45) 5657 0090.





BUILDING SPECIFICATIONS AND ACCESS (I)

ACCESSING HALL D

Please refer to the floor plan where access points are indicated - see page 7.

CEILING HEIGHT

- Lower edge of skirt: 11,7 meter
- Lower edge of truss: 12,5 meter

If you have a specific requirement for a ceiling height in a given area, please clarify this with **the Bella Center** at fip2025expo@bellacenter.dk.

GENERAL LIGHTING

The hall is equipped with basic lighting.

- **Light source:** Pendant luminaire Lumitech LUFO IV: LED 20,000 Lumen out. 3,000 Kelvin, CRI 80-89. MacAdam SDCM 3. Dali dimmable (1-100%). Flicker free.
- Glare below 25. Minimum 300 lux on floor. The hall is divided into 38 zones connected to DMX House Control.

CEILING/SUSPENSION IN THE CEILING

The fire ventilation windows in the ceiling are without inflow of lights.

- **Drop wires:** We can mount drop wires with a weight up to 99 kg., however, depending on other suspensions in the ceiling. Please contact your contact at Bella Center for calculations and approval. Bella Center reserves the right to customise location.
- **Ceiling/suspension in the ceiling:** Depending on the exact location of the suspension, the max. weight is 60-100kg per. running meter. The floor-plan contains information about the location of the rigging points.
- Hanging signage must not exceed 10m height.
- Signage attached to the stand walls must not exceed 6m height.
- **Lower edge of skirt:** 11,7 meter
- **Lower edge of truss:** 12,5 meter

If you need suspension in a position between two rigging points, this can be achieved by either bridling or by hanging a rig-piece. If you need rigging, bridling or setting up a rig piece, please contact Bella Center for options, validation and offers (**the Bella Center** at fip2025expo@bellacenter.dk). Bella Center reserves the right to customise location.

FLOOR

The floor is a tiled concrete floor. The tile is a light concrete tile. The floor is designed with a number of supply ducts, which are covered by a removable cover.

The floor can withstand the following loads:

- 15x15 cm evenly distributed printing surface = 2500 kg
- 30x30 cm evenly distributed printing surface = 4000 kg



BUILDING SPECIFICATIONS AND ACCESS (II)

The hall has floor channels for water supply, internet and plumbing. The distance between the channels (c-c) is 9 m. The channels are 60 cm wide. Duct cover: 60x120cm. These can handle overtaking from 9000kg axle load from trucks. However, trucks are not allowed to park with the wheels directly on the duct covers. Longer-lasting single loads over 1000 kg distributed over 30x30cm must be avoided.

WALLS

Fire cabinet and hose reel – must not be concealed.

GATE AND DOORS

It is possible to use the hall gates for heavy traffic (9 tons axle load).

- End gate, D4, (wxh): 5.0 x 4.5 m

Three of the doors in the west facade (at the logistic zone) can be used for truck driving.

AIR

Hall D has air conditioning.

ELECTRIC POWER

The hall has a total electric power capacity of 2.000A. From these, can 4x 400A be taken out through PowerLock in the south wall of the hall. For exhibitions etc. it is possible to carry electric power in subfloor service ducts, across the longitudinal direction of the hall. They are located at 9 meter intervals and are equipped with 200A per duct as standard. Electric Power will run without interruption out of Exhibition hours.

SOUND AND NOISE LIMITS

In the interest of guests and neighbours, music with a maximum noise level of 96dB (A) may be played. Our neighbours may thus only experience 40dB (A) for half an hour, measured at the exterior house facade, in the period between 22:00-07:00. For other time periods - see [HERE](#).

SUBMISSION OF PLANS

Every exhibitor must submit an exact statement of the dimensions of their stand as well as plans and descriptions of this stand. The drawings must clearly indicate, in English, the planned layout, equipment and furnishing of the stand, including the signage and visuals. Please provide plans indicating the location of power outlets, electricity, cables, moving parts, details of raised floors, water as well as ventilation installations.

Deadline of submission of technical plans: 15 June 2025.





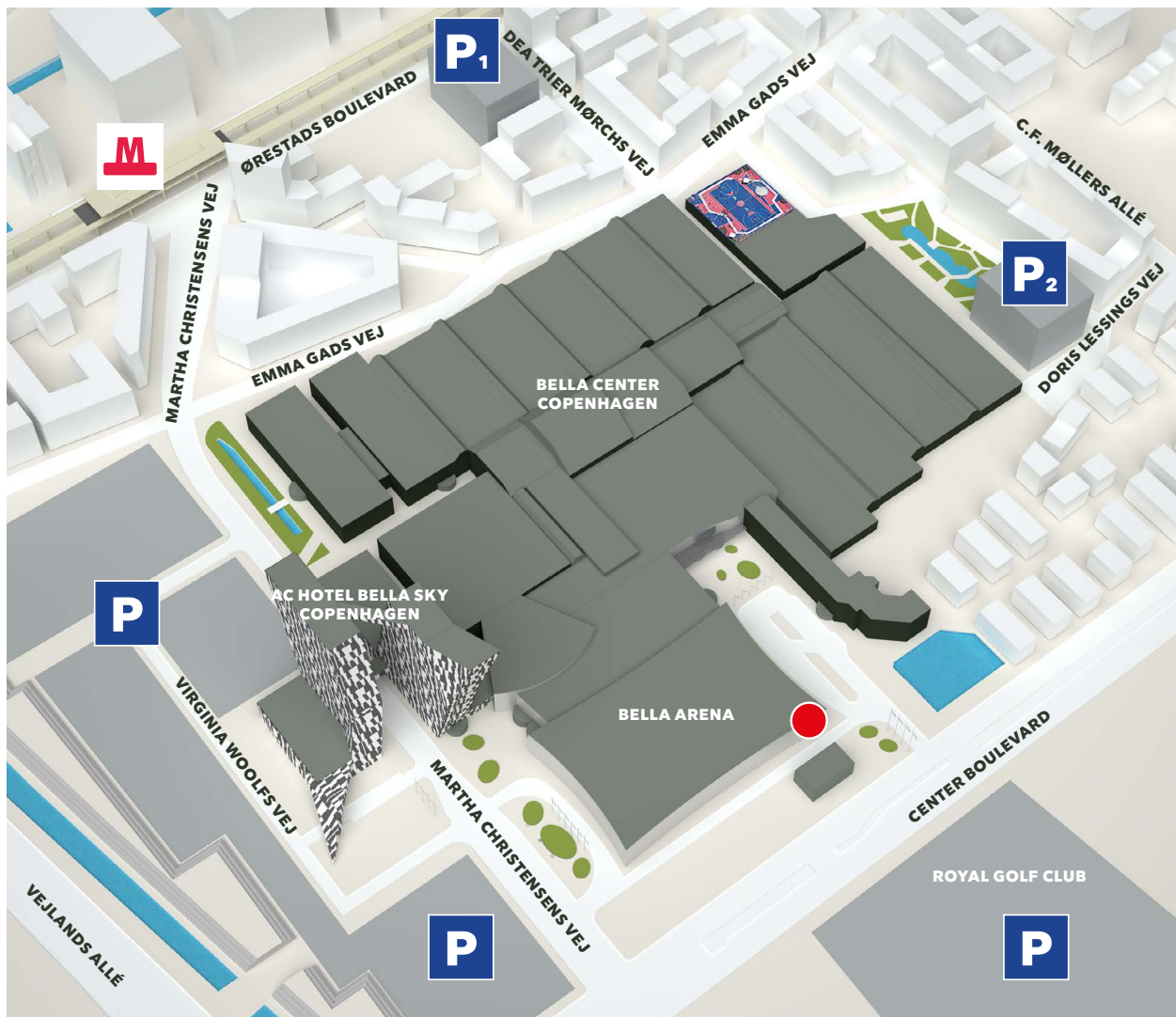
BUILDING SPECIFICATIONS AND ACCESS (III)

DIRECTIONS

BELLA CENTER COPENHAGEN, LOADING AREA D

Martha Christensens Vej 6, 2300 Copenhagen S

● **Loading area D**



GET IN TOUCH

Email: mainreception@bellagroup.dk

Telephone: +45 32 52 88 11

Mailing address: Center Boulevard 5, 2300 Copenhagen S





BUILDING SPECIFICATIONS AND ACCESS (IV)

NOTE (DK):

Loft/Ophængning i loft
Brandventilationsvinduerne i loftet er uden lysindfald.

Wirer:

Der kan ophænges wire med en maks. belastning på 99 kg dog afhængigt af øvrig ophængning i loftet.
Kontakt venligst din kontaktperson i Bella Center for beregninger samt godkendelse.
Bella Center forbeholder sig ret til evt. at tilpasse placering.

Talje punkter og rigning:

Afhængig af den præcise placering for ophængning, kan der min. ophænges 60-100kg pr. løbende meter.
Detailtegningen indeholder information om riggepunkternes placering hvis man har behov for ophæng i en position mellem to riggepunkter, kan det opnås med enten bridling eller ved at hænge et rig-stykke.
Har du brug for rigning, at bridle eller opsætte rig-stykke, bedes du kontakte Bella center for muligheder, validering og tilbud.
Bella Center forbeholder sig ret til evt. at tilpasse placering.

NOTE (UK):

Ceiling/suspension in the ceiling
The fire ventilation windows in the ceiling are without inflow of lights.

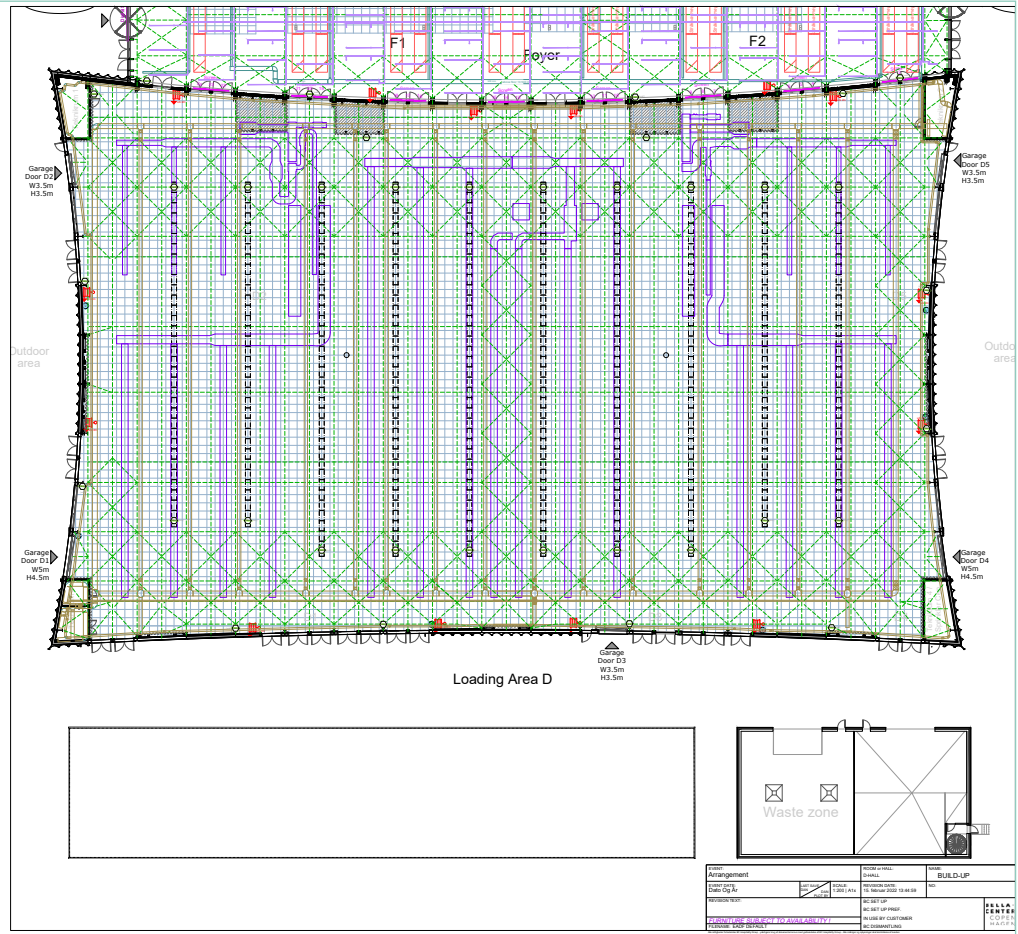
Drop wires:

We can mount drop wires with a weight up to 99 kg., however, depending on other suspensions in the ceiling.
Please contact your contact at Bella Center for calculations and approval.
Bella Center reserves the right to customize location.

Ceiling/suspension in the ceiling:

Depending on the exact location of the suspension, the min. Weight is 60-100kg per. running meter.
The floorplan contains information about the location of the rigging points.

If You need suspension in a position between two rigging points, this can be achieved by either bridling or by hanging a rig-piece. If you need rigging, bridling or setting up a rig piece, please contact Bella Center for options, validation and offers.
Bella Center reserves the right to customize location.



NOTE (DK):

Loft/Ophængning i loft
Brandventilationsvinduerne i loftet er uden lysindfald.

Wirer:

Der kan ophænges wire med en maks. belastning på 99 kg dog afhængigt af øvrig ophængning i loftet.
Kontakt venligst din kontaktperson i Bella Center for beregninger samt godkendelse.
Bella Center forbeholder sig ret til evt. at tilpasse placering.

Talje punkter og rigning:

Afhængig af den præcise placering for ophængning, kan der min. ophænges 60-100kg pr. løbende meter.
Detailtegningen indeholder information om riggepunkternes placering hvis man har behov for ophæng i en position mellem to riggepunkter, kan det opnås med enten bridling eller ved at hænge et rig-stykke.
Har du brug for rigning, at bridle eller opsætte rig-stykke, bedes du kontakte Bella center for muligheder, validering og tilbud.
Bella Center forbeholder sig ret til evt. at tilpasse placering.

NOTE (UK):

Ceiling/suspension in the ceiling
The fire ventilation windows in the ceiling are without inflow of lights.

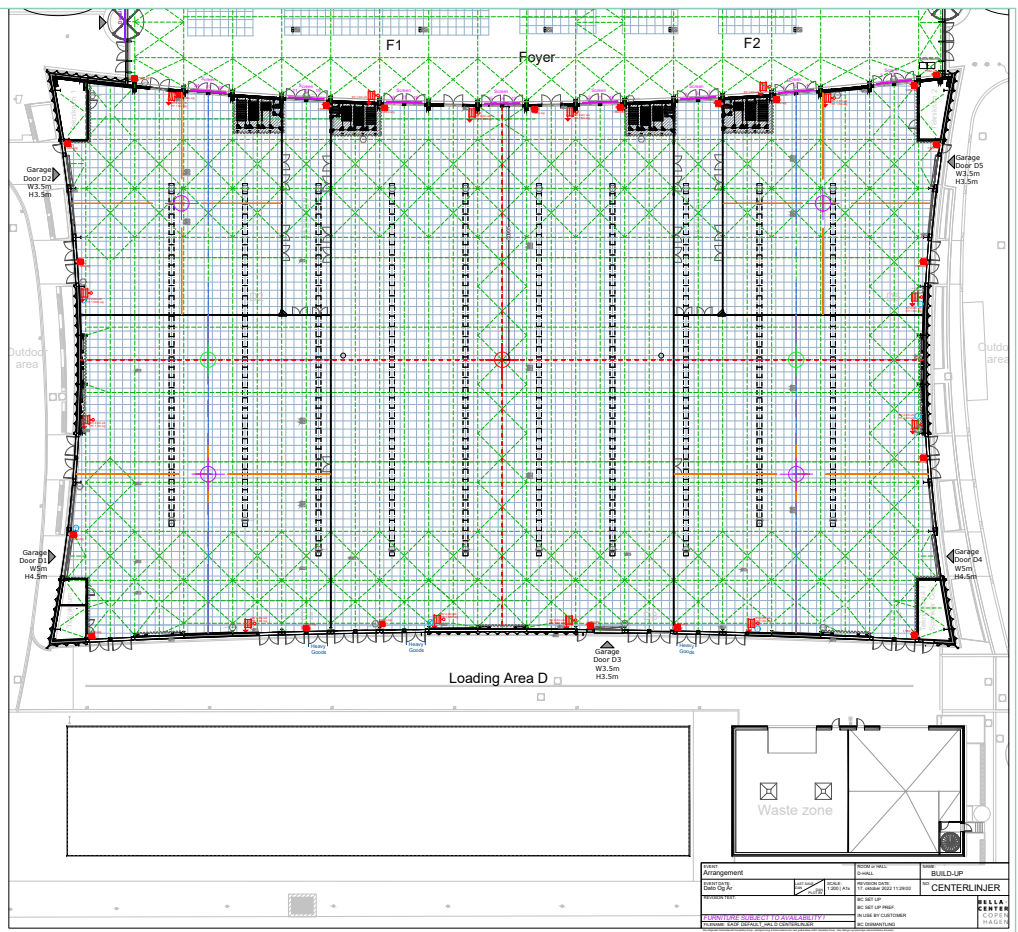
Drop wires:

We can mount drop wires with a weight up to 99 kg., however, depending on other suspensions in the ceiling.
Please contact your contact at Bella Center for calculations and approval.
Bella Center reserves the right to customize location.

Ceiling/suspension in the ceiling:

Depending on the exact location of the suspension, the min. Weight is 60-100kg per. running meter.
The floorplan contains information about the location of the rigging points.

If You need suspension in a position between two rigging points, this can be achieved by either bridling or by hanging a rig-piece. If you need rigging, bridling or setting up a rig piece, please contact Bella Center for options, validation and offers.
Bella Center reserves the right to customize location.





DELIVERY ACCESS AND PARKING

ADDRESS

Martha Christensens Vej 6, 2300 Copenhagen S

It is possible to park at the public car parks around Bella Center. Parking ticket can be obtained in the automats.

- 24h paid parking administered by APCOA - area code 3994 - [EasyPark](#) - area code 39940
- For truck parking, please visit [HERE](#).

GOODS DELIVERY

It is not possible to deliver goods to the stands prior to the build-up period, unless an exemption for early build-up has been granted. Alternatively, shipments may be delivered to DSV warehouse in Bella Center Copenhagen. Please contact DSV for arrangements, and information on pricing etc. Phone +4532473017 / e-mail: expo@dk.dsv.com.

EMPTY GOODS

Packaging, pallets and other surplus materials may not be stored in the halls during the event, but must be removed for storage by DSV for a fee charged to exhibitor. Please contact DSV to pre-order and get information on pricing etc. At the end of the build-up period, any material left in the aisles will be removed by DSV at the exhibitors expense.

LEFT MATERIAL

Packed goods (pallets, boxes etc.) left on the stand when dismantling hours expires will be removed to DSV warehouse in Bella Center Copenhagen and can be collected on the first workday after the event. The handling fee for this will be invoiced to the exhibitor. Please contact DSV for arrangements, and information on pricing etc. Any other left material will be considered as waste and disposed of at the exhibitors expense.

OPENING TIMES (SET-UP, OPENING, DISMANTLING)

SET UP AND BUILDING

- Saturday, 30 August 2025 – 08:00 to 20:00
- Sunday, 31 August – 08:00 to 15:00
PLEASE NOTE that as of 15:00, the cleaning service will commence its work. Please have all items that need disposing ready.
- Wednesday, 3 September 2025 – 15:00 to 23:00

During build up and dismantling no specific registration is required. Booth constructors, company representatives and other parties that need access to the hall will get a wristband upon showing a valid ID card. Security personnel can check the ID card.



EXHIBITION OPENING HOURS

- Sunday, 31 August – 17:00 to 18:30
- Monday, 1 September – Tuesday, 2 September 2025 – 09:00 to 17:00
- Wednesday, 3 September 2025 – 09:00 to 14:00

Exhibitor staff is allowed to enter the exhibition hall 30 minutes prior and after opening hours.

DISMANTLING

Dismantling from 14:00 – 16:00 can only happen within the booth area.

Each exhibitor will be charged a standard waste management fee of 25eur per m2 (excluding 25% Danish VAT). This includes the removal of general waste.

RETURNING OF EMPTIES

Returning of crates and boxes will start from 14:00 on Wednesday, 3 September. Loading can take place also from 14.30 at the earliest.

BOOTH DESCRIPTION

For booths adjacent to each other, exterior walls must be white without branding.

DESCRIPTION OF SERVICES PROVIDED

At the following link you will find a webshop for ordering additional items for your booth, including Carpet, Electrical supplies and more. Link [HERE](#). Orders are taken and handled by the venue.

EXHIBITOR TERMS

See separate annex.

WORKING PERMIT

Everyone working at Bella Center Copenhagen must comply with the rules of the Danish Working Environment Authority at: <https://at.dk/en> (tel.:+45 7012 1288).

- Please remember that labour force from non-EU countries must apply for residence and work permits with the Ministry of Foreign Affairs before starting the work at Bella Center Copenhagen.

FOR DETAILED INFORMATION WE ALSO ADVISE YOU TO CHECK THE [CONGRESS WEBSITE](#).

INTERNET ACCESS

A free congress Wifi network will be available in the exhibition hall. This Wifi will be available for delegates and exhibitors during the congress. It is a limited network, therefore, if an exhibitor requires consistent, reliable and secure connection for professional use, we strongly suggest the exhibitor to order an internet connection (fixed line or LAN connection) through the online webshop.